

Canada Specialty Products

A WORLD OF ROOFING PRODUCTS AVAILABLE
THROUGH LEADING DISTRIBUTORS

Asphalt Additive	171
Asphalt Remover	172
Ballasts	168
Brooms, Brushes	173
Bungee Cords	175
Cant Strip	170
Cedar Nails	160
Chemcurb	217
Coated Board	170
Concrete Slabs	168
De-icing Salt	171
Dish Mounting Systems	170
Drill Bits	164
Fasteners	161-162
Fastening Tools	163
Fibreglass Mops	166-167
Flame Kill	172
Garbage Bags	172
Gravel, Pea	174
Lawn Signs	175
Leak Repair Tape	168
Magnetic Broom	173
Mesh	170
Mop Cotton	171
Mops	173
Nails	160
Pillow Block Pipe Stands	174
Plywood	170
Rags	171
Screws	163-164
Self-Stick Aluminum Roll Roofing	165
Skylights	176-180
Snow Guards	174
Solvents	172
Spray Paint	172
Tarps	175
Terrings	169

Various
Supplies

SPAR-Marathon

Electro-Galvanized Roofing Nails

Sizes: 3/4", 1", 1-1/4", 1-1/2", 1-3/4", 2",
2-1/2", 3"

Available in 50 lb boxes or by the lb.
or 30 lb re-useable plastic cases



Purpose

Roll Roofing Materials on New Deck
Strip or Individual Shingles on New Deck
Re-roofing Over Old Asphalt Roofing Materials
Re-roofing Over Wood Shingles

Nail Length

1"
3/4" to 1"
1-1/4" to 1-1/2"
1-3/4"



Coil Roofing Nails

Sizes: 1", 1-1/4", 1-1/2"

Available in box of 60 coils (7,200 nails)



Large Cap Nails

Sizes: 1-1/4", 1-1/2", 1-3/4", 2", 3", and 4"

Available in 25 lb box or by the lb.

Also available:

H.D. Cedar Shingle Nails

14 gauge x 7/32"
sizes 1-1/2", 1-3/4", 2"
Available in 50 lb. boxes

Copper Nails

Sizes: 1-1/4", 1-1/2",
1-3/4"
Available in 50 lb. boxes or
by the lb.

Eavestrough Spikes

(galvanized and aluminum)
Sizes: 6", 7", 8", 10"
Available in 50 lb. boxes or
individually

Ardox Nails

sizes 1 1/2" - 4"

Concrete Nails

sizes 1 1/2" - 3 1/2"

Rivets (Copper)

SFS intec

#12 Dekfast Fasteners

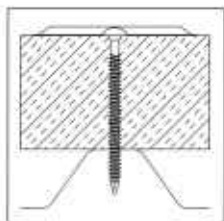
Available pre-assembled and loose for insulation attachment to steel and wood.

Materials:

- Steel thickness from 22 ga (.028 in.) through 18 ga (.045 in.);
Min penetration: 3/4"
- Wood 2x (1-1/2" thick);
Min penetration: 1"
3/4" FR Treated Plywood

Use with:

- Dekfast 3" round metal plates
and 2-7/8" hex metal plates
- Dekfast 3" round plastic Dekflat plates



Selection

Length	Steel	Wood	Carton Qty.
1-5/8"	Up to 7/8"	Up to 5/8"	1,000
2-1/4"	5/8" to 1-1/2"	Up to 1-1/4"	1,000
2-7/8"	5/8" to 2-1/8"	Up to 1-1/8"	1,000
3-1/4"	1/2" to 2-1/2"	1/2" to 2-1/4"	1,000
3-3/4"	1" to 3"	1" to 2-3/4"	1,000
4-1/2"	3/4" to 3-3/4"	3/4" to 3-1/2"	1,000
5"	1-1/4" to 4-1/2"	1-1/4" to 4"	1,000
6"	2-1/4" to 5-1/4"	2-1/4" to 5"	1,000
7"	3-1/4" to 6-1/4"	3-1/4" to 6"	500
8"	4-1/4" to 7-1/4"	4-1/4" to 7"	500

Approvals

Dekfast fasteners and plates are Factory Mutual approved for attachment of insulation board to roof deck. Refer to FM Approval Guide and Supplements for current FM approved insulation fastening patterns. #12 fasteners exceed Factory Mutual corrosion-resistance Standard 4470.

Installation

Tools: 2000 – 2500 rpm screw guns with hardened #3 Phillips. #12 Dekfast fasteners are available pre-assembled with metal or plastic insulation plates.

Options

Insulation Plates



Assemblies



Bedded Systems



Installation Tools



EASTERN CANADA

1-888-749-7777

WESTERN CANADA

1-866-338-7727

SFS intec

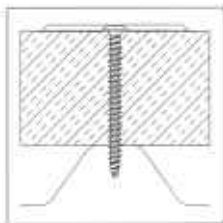
#14 Dekfast Fasteners Insulation board to roof deck

Materials:

- Steel thickness from 22 ga (.028 in.) through 18 ga (.045 in.);
Min penetration: 3/4"
- Plywood: Min thickness: 3/4"
FR treated; min penetration: 1/4"
- Wood 2x (1-1/2" thick);
Min penetration: 1"
- Structural concrete;
Min penetration: 1"

Use with:

- Dekfast 2-7/8" hex plates
- Dekfast 3" round plastic Dekflat plates
- Other attachment elements approved by the roofing system manufacturer for use with its products



Length	Steel	Wood	Concrete	on Qty.
1-1/4"	Up to 1/2"	Up to 1/4"	Up to 1/4"	1,000
2"	Up to 1-1/4"	Up to 1-1/4"	Up to 1"	1,000
3"	Up to 2-1/4"	Up to 2"	Up to 2"	1,000
4"	1-1/4" to 3-1/4"	1-1/4" to 3"	2" to 3"	1,000
5"	1-1/4" to 4-1/4"	1-1/4" to 4"	3" to 4"	1,000
6"	2-1/4" to 5-1/4"	2-1/4" to 5"	4" to 5"	1,000
7"	3-1/4" to 6-1/4"	3-1/4" to 6"	5" to 6"	500
8"	4-1/4" to 7-1/4"	4-1/4" to 7"	6" to 7"	500
9"	5-1/4" to 8-1/4"	5-1/4" to 8"	7" to 8"	500
10"	6-1/4" to 9-1/4"	6-1/4" to 9"	8" to 9"	500
11"	7-1/4" to 10-1/4"	7-1/4" to 10"	9" to 10"	500
12"	8-1/4" to 11-1/4"	8-1/4" to 11"	10" to 11"	500

Approvals

Dekfast fasteners are Factory Mutual approved for attachment of insulation board and/or roof cover to roof deck. Refer to FM Approval Guide and Supplements for current FM approved insulation fastening patterns. #14 fasteners exceed Factory Mutual corrosion-resistance Standard 4470.

Installation

Tools: 2000–2500 rpm screw guns and #3 hardened Phillips bit. For structural concrete, 3/16" carbide bit and 1500 rpm max screw guns, or hammerdrills in the hammer mode.

Options

Insulation Plates



Membrane Plates



Accessories



Installation Tools



Drill Bits



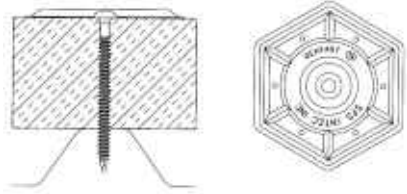
Canada Specialty Products

SFS intec

Galvalume Steel Hex Insulation Plate

Use with:

- #12 Dekfast
- #14 Dekfast
- #15 Dekfast HS
- 1/4" Dekfast Spike
- TPR
- K-Fast



Stealth Metal

Use with:

- #12 Hex Metal Ins. Preassemblies

Screw Gun Adaptors:

- Milwaukee
- Dewalt
- Makita

WOODGRIP Screws

Woodgrip is the original sheet to wood fasteners designed to self-drill metal panels:

- High Hex Washer Head provides driving stability and a sharp point for quick installation
- Assembled with a control seal washer for a consistent, weather tight seal and improved installation appearance.
- Zinc plated and Silver Sentri coated with corrosion protection.
- Available in Black, Brown, Dark Brown, White



HOLD-TITE

Flat Socket Wood Screws

Packages of 100

#8 Available Sizes: 1", 1 1/2", 2", 2 1/2"

#10 Available Sizes: 1", 1 1/2", 2", 2 1/2"

Pan Socket Tapping Screws

Packages of 100

#6 Available Sizes: 1/2", 3/4", 1", 1 1/2"

#8 Available Sizes: 1/2", 3/4", 1", 1 1/2"

#10 Available Sizes: 1/2", 3/4", 1", 1 1/2"

Self Drill Hex Head Screws

Packages of 100

#6 Available Sizes: 1/2", 3/4"

#8 Available Sizes: 1/2", 3/4", 1"

#10 Available Sizes: 1/2", 3/4", 1"

Drywall Screws

Packages of 100

#6 Available Sizes: 1 1/4", 1 5/8", 2 1/4"

Pan Socket Head Screws

Packages of 500

#8 Available Sizes: 3/4", 1", 1 1/2"

#10 Available Sizes: 3/4", 1", 1 1/2"

Flat Head Concrete Screws

Packages of 100

3/16" Available Sizes:

1 1/4", 1 3/4", 2 1/4", 2 3/4", 3 1/4", 4"

1/4" Available Sizes:

1 1/4", 1 3/4", 2 1/4", 2 3/4", 3 1/4", 4"

Pan Socket Sharp Point Screws

Packages of 100

#6 x 3/8" Available Colours:

#6 x 5/8" Available Colours:

White, Mill, Dark Brown,

Light Brown, Black

Powers Rawl



Rawl-Nailin (Zamac)

Sizes:

3/16" x 7/8" 1/4" x 1-1/4"

1/4" x 3/4" 1/4" x 1-1/2"

1/4" x 1" 1/4" x 2"



Drill Bits

Various sizes available

High Speed and Concrete

ETERNABOND

Revolutionary Leak Repair Tape

Bonds to any surface at virtually any temperature!

- Eternabond can be applied from 20°F - 150°F
- Eternabond sticks to hundreds of surfaces including wood, concrete, poly, metal and shingles



PEEL & SEAL™



Self-Stick Aluminum Roll Roofing

- multi-layer UV resistant roofing membrane
- aluminum surface reflects heat, cuts energy bills
- self adhering, no dangerous hot tar or torches
- available in 4", 6", 9", 12" and 36" widths

EASTERN CANADA
1-888-749-7777

WESTERN CANADA
1-866-338-7727



General Information on Glass Fibre Roofing Mops

Glasphalt is a superior material for roofing mops. It is not affected by hot asphalt like cotton. It will not burn; it must wear out. Glasphalt applies asphalt easier and more uniformly than cotton. These qualities of Glasphalt result in substantial cost savings as well as better and easier application of asphalt.

When changing from cotton to Glasphalt, use this chart:

Cotton	24oz	32oz	48oz	60oz
Glasphalt	4 lb	5 lb	8 lb	10 lb

Cotton absorbs asphalt and increases the weight of the mop. Glass fibres are non-absorbent and deliver most of the asphalt to the deck. A 32oz cotton mop will be heavier than a 5 lb glass fibre mop.




Big Man	11 lbs
Hercules	10 lbs
Monster	8.5 lbs
Sampson	7 lbs
Giant	5.5 lbs
Midget	2.1 lbs

The applicator series are 6 Top Of The Line Glass Fibre Mops. Unplied Glass Fibre in centre core for maximum pick-up. Unplied Glasphalt and standard twist & plied Glasphalt yarn on the outside for good wear. Built-in Voids for added pick-up.



Kirby Fibreglass, Inc.



Mop Sleeve

15" steel mop sleeve, used with the applicators and 1 day disposable pin head mops. Available separately or with aluminum handle.



Circle Holder

15" pronged compression hold for circle mops available separately or with aluminum handle.



1 Day Disposable Fibreglass Pin Head Mop

Designed for high pick up and one day usage costs less than a day's supply of cotton mops.



The Circle Mop

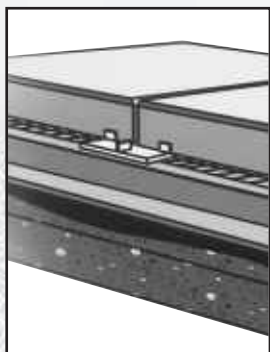
For roofers who want to make their own mops. A blend of unplied and standard twist and plied pressed into a 1-3/8" grommet.

Also available in blended skeins of 24", 30" and 36" lengths for use with bell head and staple.



Brooklin

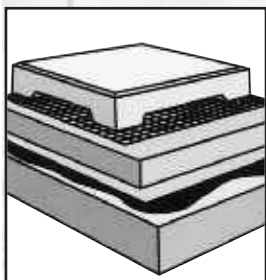
QUALITY CONCRETE PRODUCTS



Built-in Pedslab® Pedestal System

The Built-in Pedslab® Pedestal System has been designed to reduce installation labour. Pedestal height is 3/8" with 50.3 sq. inches of pedestal bearing area. Slabs can be created to meet custom thickness specifications.

- Corner pedestals allow traditional methods of shimming or leveling
- Pedestal edges are relieved to reduce the chance of membrane damage
- Unique '9' pedestal layout
- Slabs remain stable even when cut to accommodate fitting



Standard System

Standard roof ballast slabs are installed on industry-approved protected membrane systems. Available in Ledgerrock®, Standard Diamond Texture and Random Brick Pattern styles, these durable slabs can be finished with Brooklin's patented Shotblast® process, providing the timeless look of exposed aggregates.

WEGU TERRING

PAVING SLAB SUPPORT SYSTEM



The Paver Support System with Key Design Features

- Sound dampening
- Weather-proof vulcanized rubber
- Strong and non-aging
- Uniform positioning of slab joints
- Facilitates drainage
- Rigid placement for vehicular traffic
- Height adjustable by leveling plates
- Easily installed



Commdeck is a roof mounting system that provides superior mounting strength without damage to the roof.

- Powder coated finish
- Weather tight seamless construction
- Stamped 18 gauge galvanized steel

Available Colors: Black, Brown



System flashes into the roof or siding. Cables neatly coil in base unit for future use.



Dish foot mounts to cover for quick installation & removal.



Clean appearance without any exterior wiring.

EASTERN CANADA
1-888-749-7777

WESTERN CANADA
1-866-338-7727



Cant Strip

To ease the angle between horizontal and vertical surfaces such as parapets, protrusions, etc. Available in four foot sections or 96 linear foot bundles.

Fibre Cant Strip

Made from natural fibreboard.

Torch Safe Cant Strip

Made from non-combustible material. Stronger and less breakable than other Torch Safe Cant strips.


Wood Cant Strip

4" x 4" x 8'

Coated Board (Tentest)

Asphalt coated 7/16" fibreboard.

Available in 4' x 8' sheets



Glass Fabric Asphalt Coated - 36" x 150'

This mesh serves as a mechanical re-inforcement for hot or cold applied bituminous coatings in roofing and waterproofing systems, thus providing the framework to build up coating thicknesses and achieving longer lasting systems.

Excellent for quick repairs with hydroshield mastic.

(Also available: Asphalt Saturated Standard Cotton Fabric)

Plywood Construction Spruce Standard Sheathing - 4' x 8'

Available Thicknesses:

3/8" - 1/2"

5/8" - 3/4"





Blue Mop Cotton

Pre-cut in 2-1/2 lb. skeins
Packed 60 lbs per carton



White Mop Cotton

Bulk bails, approximately
100 lbs. each



De-Icing Salt

20 kg and 40 kg

Rags in a Box

- Cloth like strength with sponge like absorbency
- Clean, white and lint-free



Spearmint Asphalt Additive

- Spearmint fragrance masks asphalt smell
- Allows you to get on with your B.U.R. job without complaints
- Just add a little to liquid asphalt in kettle



Flame Kill Fire Extinguisher

A dry powder compound specially for the roofing and water proofing industries.



Big Orange

- natural citrus solvent
- environmentally friendly
- dissolves greases, heavy soil and tar



Trim-S

A powerful solvent excellent for cleaning in a wide variety of applications, such as asphalt stains.

Contractor Clean-Up Bags



Aerosol Spray Paint

Available in:
 Coffee Brown
 Dark Brown
 Black
 White



Natural Asphalt Remover

- all natural citrus extracts dissolves asphalt & grease quickly
- available in 946 mL, 4L, 20 L



Roofer's Mop

Available in 20 oz and 24 oz



Industrial Corn Broom



Whitewash Brush



Tar Brush



Stable Broom



Driveway Applicator

for spreading all kinds of liquids.



Plastic Corn Broom

Tapered and threaded handles available for all our brooms and brushes.

Magnetic Push Broom

Rolls on wheels

Magnetically Picks Up: wire, screws, nails, rivets, filings, tacks, nuts, bolts, pins, needles, staples, paper clips and other ferrous metals.

Model MC-18

- 18" width
- 5" wheels





Other pipe stands also available

Model 1.5 and 1.5 Spacer

- supports 1.5" pipe or smaller
- 80 lb. per unit load limit
- can stacked 2 or 3 high using model 1.5 Spacer



Model 3-R

- supports 3.5" pipe or smaller
- 100 lb. per unit load limit
- can be stacked up to 3" high using the 3-R Spacer



SNOW GUARDS



Universal Guards

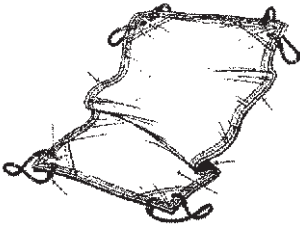
Designed for metal roofing, standing seam panels and corrugated roofing. They can be screw mounted or attached with adhesive.

Available in a variety of colours to complement roof colouring.

We also offer a wide variety of other types of snow guards.



Pea Gravel
Available per scoop, per half scoop,
and 80 lb. bag
Not available in all locations



Garbage Tarps

- 7 ft. x 7 ft.
- Safely hoists anything
- Rope in hem all around
- 2 large brass grommets in double reinforced corners
- Hand spliced rope in each corner
- Rope sewn in hem

Heavy duty polyester mesh one side
 Heavy duty weather treated canvas other side

Available in regular version and heavy duty version (Delux Roofers Sling)

Polyethylene tarps

- 9' x 12' • 12' x 18'
- 15' x 20' • 20' x 30'



Also available:

Snap Grommets

– ideal for repairing or customizing tarps. You can instantly make a grommet hold wherever you want

Bungee Cords

– heavy duty for tying down ladders, tarps, etc.



Signs that Sell

- Custom plastic lawn signs
- available with your name, phone number and logo



specify model type,
model size and
colour

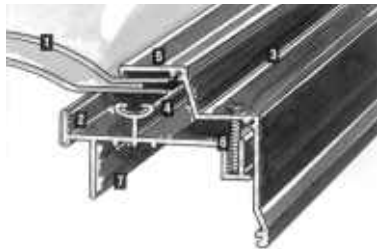
- DG denotes double glazed dome
- GL denotes insulated safety glass
- other sizes available
- custom sizes available

How to select the right size:			
Columbia Skylight Model No.	Inside Curb Dimensions inches	cm	Suitable for Room Areas
2828	22-1/2 x 22-1/2	57.2 x 57.2	Up to 80 sq. ft.
2836	22-1/2 x 30-1/2	57.2 x 77.5	Up to 100 sq. ft.
2852	22-1/2 x 46-1/2	57.2 x 118.1	Up to 160 sq. ft.
3636	30-1/2 x 30-1/2	77.5 x 77.5	Up to 140 sq. ft.
3652	30-1/2 x 46-1/2	77.5 x 118.1	Up to 225 sq. ft.
5252	46-1/2 x 46-1/2	118.1 x 118.1	Up to 340 sq. ft.

Columbia Insulated Skylights Standard All Aluminum Frame – For State-Of-The-Art Features

1. **Double glazing** - Insulated safety glass or shatter resistant 100% acrylic domes which will not distort or discolour.
2. **Condensation gutter** - Welded aluminum gutter collects and drains moisture to the exterior.
3. **Protective Retainer** - Maintenance free exterior frame, factory finished in attractive brown baked enamel.
4. **Weather tight gaskets** - Eliminates air and water infiltration and ensures an energy efficient skylight.
5. **Insulating sealants** - Highest quality sealants between double domes eliminate dust build up, minimize condensation between panes and guarantee maximum insulation.
6. **Quality fasteners** - Rust proof fasteners are used throughout.
7. **Fastening Flange** - Pre-drilled flange provided for ease of installation.

(Optional) Thermally broken frame is recommended for colder climates to reduce condensation, heat loss and eliminate frost build up.



CMHC approval #9194



Curb Mount Dome Skylight Model VCM-D

Our most popular skylight in a thermally broken vinyl frame curb mount design. Available with all standard Columbia features. Additional benefits include:

Features:

- substantially reduced frame conductivity which practically eliminates the formation of condensation
- all frame corners are mitred and fusion welded
- white colour PVC base frame to reduce heat absorption and build up and to maximize light diffusion
- drywall return for clean finish of interior wall materials
- CMHC approved
- curb mount skylight also available in double glazed insulated safety glass

Self Flashing Dome Skylight Model VSF-D

Thermally broken vinyl self-flashing design available with all standard Columbia features.

Additional benefits include:

Features:

- substantially reduced frame conductivity which practically eliminates the formation of condensation
- all frame corners are mitred and fusion welded
- three inch roof flange for mounting directly over roof opening. No need for wood curb
- designed for minimum 3/12 pitch roofs
- double wall framed construction forms an annular dead air space, which can be further insulated with injected foam
- CMHC approved





Model FRW

A new premium skylight product available with a built in wood curb in a wide range of sizes and glazing options.



Features:

- built in curb featuring kiln dried 1" x 5-1/2" wood frame with no finger joints. Fits between standard rafter spacings and can be painted or stained
- no parts to assemble or exposed hardware facilitating an easy installation
- extruded PVC sash incorporates large capacity condensation channel
- all frames have baked enamel paint finish in brown or white. Custom colours are available
- features a heavy duty EPDM double air seal gasket
- frames fastened together with stainless steel screws



Model ORW

Sizes and Models Available

Model Size	2128	2137	2145	2155	2937	2945	4546
Fixed	FRW	FRW	FRW	FRW	FRW	FRW	FRW
Venting	ORW	ORW	ORW	ORW	ORW	ORW	ORW
Outside Frame Dimension (WxH)"	21-1/4 x 27-1/2	21-1/4 x 36-1/2	21-1/4 x 44-3/4	21-1/4 x 54-1/2	29-1/4 x 36-1/2	29-1/4 x 44-3/4	44-3/4 x 46

*Custom sizes also available

Canada Specialty Products

VELUX®

With its patented Flexi-Tube™, the Sun Tunnel® is fast becoming a leader in the natural lighting industry because it can deliver more light with far more efficiency, not to mention, at a much lower cost.

The Sun Tunnel's tubing can be flexed to avoid timbers, ducts, and most obstructions.



U.V. Stabilized Clear Dome

*Mirror Finish
Stainless Steel Ring*

*Easy Change
Ventilation System*

Built in Roof Flashing

Highly Reflective Flexible Tubing

White Ceiling Frame

Diffuser Panel

A complete roof-to-ceiling skylight system that installs in less than two hours.

Compare Sun Tunnel to anything else in the market and see for yourself why nothing comes close.

Nothing compares to the Sun Tunnel's universal fit one piece collar and flashing and the patented flexible ultra high reflective tunnel.

No need to have multiple lengths of piping or a host of adjustment components because we don't use any.

No need to stock several specific roof pitch flashing kits – because our flashing is universal and attached to the collar of the dome.

Everything you need to install a Sun Tunnel is contained in a small 15 lb. box.

Rigid Silver Tunnel available by special order only.

E-MAIL

info@canadaspecialty.com

WEB

www.canadaspecialty.com

CHOOSING THE SKYLIGHT THAT'S RIGHT FOR YOU



Ask us about Velux Skylights and roof windows.



A wide variety of Velux products are stocked or available for immediate special order delivery.



Deck Mounted Skylights

Size Code	101	104	106	108	112
W x H (inches)					
Outside Frame	21 1/2 x 27 1/2	21 1/2 x 38 1/2	21 1/2 x 46 1/2	21 1/2 x 54 1/2	21 1/2 x 70 1/2
Rough Opening	25 1/2 x 27 1/2	21 1/2 x 38 1/2	21 1/2 x 46 1/2	21 1/2 x 55 1/2	21 1/2 x 72 1/2

302	304	306	308	601	606
30 1/2 x 30 1/2	30 1/2 x 38 1/2	30 1/2 x 46 1/2	30 1/2 x 54 1/2	44 1/2 x 27 1/2	44 1/2 x 46 1/2
30 1/2 x 31	30 1/2 x 38 1/2	30 1/2 x 46 1/2	30 1/2 x 55 1/2	44 1/2 x 27 1/2	44 1/2 x 46 1/2

Curb Mounted Skylights

Size Code	1430	1446	2222	2230	2234
W x H (inches)					
Inside Curb Dimension	14 1/2 x 30 1/2	14 1/2 x 46 1/2	22 1/2 x 22 1/2	22 1/2 x 30 1/2	22 1/2 x 34 1/2
Outside Curb Dimension	17 1/2 x 33 1/2	17 1/2 x 49 1/2	25 1/2 x 25 1/2	25 1/2 x 33 1/2	25 1/2 x 37 1/2

2246	3030	3046	3434	4646
22 1/2 x 46 1/2	30 1/2 x 30 1/2	30 1/2 x 46 1/2	34 1/2 x 34 1/2	46 1/2 x 46 1/2
25 1/2 x 49 1/2	33 1/2 x 33 1/2	33 1/2 x 49 1/2	37 1/2 x 37 1/2	49 1/2 x 49 1/2